



EZYMIX - NATURECOTE APPLICATION INFORMATION

Naturecote - Create your own master piece

Create stunning natural, coloured, marble, stone or patterned effects for your interior walls. Naturecote Lime Plaster finishes are all hand applied by trowel and can be brought up to a high polish – smooth to the touch.

Choose a healthier living environment

Naturecote Lime Plaster is manufactured in New Zealand from sand and lime using the latest computerised technology to provide consistent high-quality lime plaster every time. Non-toxic and stable, Naturecote Lime Plaster contributes to a clean, healthy indoor air quality.

Enjoy the natural benefits of Nature Lime Plaster

- Less Moisture
- Easy to maintain and keep clean
- Non-toxic
- Reduced condensation
- Reduced mould, fungus and mildew
- Strong and durable

THE SYSTEM

EXTERIOR – Mineral Paint on Lime Base

Average Plaster Coverage		
Lime Plaster Coat	8-10mm thickness	1.3m ² per bag
Sponge Finish	1.5mm thickness	7.5m ² per bag
Maxit Solarfarbe Mineral Paint		

Steps	Product	More Information
Step 1	EzyMix 350 – Lime Plaster Base <ul style="list-style-type: none"> - Thickness: 10mm - Pumped application 	Page 3
Step 2	EzyMix 402 – Sponge Finish <ul style="list-style-type: none"> - Hand Screed finish 	Page 5
Step 3	Paint Mineral finish – Maxit Solarfarbe Mineral Paint <ul style="list-style-type: none"> - Can be any colour from Resene Porters Dulux 	Page 6

INTERIOR – Coloured Lime Finish on Lime Base

Average Plaster Coverage		
Lime Plaster Coat	8-10mm thickness	1.3m ² per bag
EM50 Coloured Lime	3-5mm thickness	3m ² per bag
MESH	1.2 wide x 5m long	50m ² per roll
Silares Water Repellant		

Steps	Product	More Information
Step 1	EzyMix 350 – Lime Plaster Base <ul style="list-style-type: none"> - Thickness: 10mm - Pumped application 	Page 3
Step 2	EzyMix 450 – Lime Plaster Finish <ul style="list-style-type: none"> - Hand Screed Finish - Stellaria Special Range of Colours Available (please contact us to request samples or for special colour request) 	Page 8
Step 3	Em605 – Silares Water Repellant	Page 10

* Source: ezymix.co.nz

Plaster Colour Samples


We have created our very own Stellaria coloured Lime Plaster range using some of our favourite Resene, Dulux & Porter's colours.




Resene 'Drought'




Resene 'Half Drought'




Resene 'Taupe'



Resene 'Half Taupe'



Resene 'Tea'




Resene 'Half Tea'


Plaster Colour Samples



Porter's 'Grey Fox'



Resene 'Sisal'



Resene 'Canterbury Clay'



Resene 'White Rock'



Porter's 'Watermark'



Dulux 'One quarter Maraetai'

Ezymix 350 - LIME PLASTER BASE

Technical Data Sheet

General Product description

EZYMIX 350 - **Lime Plaster Base** a natural lime base plaster for Interior use, containing high grade hydrated lime products, hydraulic bonding agents and washed graded sand. This material corresponds to the group of mortars P IC in accordance with DIN 18550.

Application Information

EZYMIX 350 - Lime Plaster Base must be applied in multiple fresh on fresh layers.

Where a thickness of 10mm is to be achieved, apply the first layer at approx. 5-6mm, using a tiling trowel or toothed cut-edge scratch the fresh material horizontally. Within 1 hour from initial commencement, re-apply a second layer of fresh material over the first and straighten with an 'H' Shaped cut-edge tool ensuring the material is straight and true in all directions.

When the surface of the second coat of material is firm, but before it is hard, shave the face of the material using a Trapezium Cut-edge, ensuring the straightness of the wall is checked in all directions.

IMPORTANT: Using a steel trowel or similar, firmly trowel over the face of the **EZYMIX 350 - Lime Plaster Base** to ensure there are no loose sand particles which may affect the application of the following finish coats of material.

Where greater than 15mm thickness per coat are to be achieved, it is advised that the **EZYMIX 350 - Lime Plaster Base** be applied in the same fashion as detailed above, but that a period of min. 24 hours be allowed between coats to allow initial hardening/curing of the material before re-application of additional material.

Acceptable Substrates

All Clay and Concrete Brick and Block substrates, AAC Substrates, In-Situ or prefabricated concrete substrates and existing un-coated plaster substrates.

Note: Clean and dry Clay and Concrete Brick and Block substrates and AAC substrates may be directly applied with **EZYMIX 350 - Lime Plaster Base**. Additional stated substrates must be scratch/key coated using **EZYMIX Multi Adhesion Plaster** prior to Lime Plaster Base application.

Contact Stellaria NZ Ltd for technical advise on substrate suitability and/or preparation.

All substrates must be clean, dry, free from any contaminants, release or bonding agents, loose particles and/or any other factors which may affect the adhesion and/or properties of the material.

Over coating of the **EZYMIX 350 - Lime Plaster Base** may be performed after min. 48 hour period using the EZYMIX Range of suitable Lime Plaster Finishes.

Contact Stellaria NZ Ltd for information and samples pertaining to the **Lime Plaster Finish Range**.

Over coating

EZYMIX Lime Plaster products may be over coated if required using a suitable ‘breathable’ paint system or clear coating.

Contact Stellaria NZ Ltd for suitable coatings and plaster curing periods prior to coating application.

Technical Data

Mortar Group: P IC in accordance with DIN 18550 Pressure Strength: > 1.0 N.mm ²
Water Demand: 20-22% or as required to achieve a workable mix.
1 T EZYMIX 350 - Lime Plaster Base results in approx. 800 l of fresh mortar; yielding at 15mm plaster thickness approx. 35m ² or approx. 22.5kg of mixed material per m ² . Note: Values quoted on flat substrates where no deviations are present.
EZYMIX 350 - Lime Plaster Base supplied in 25kg bags; 40 bags per T.

Additional Information

EZYMIX 350 - Lime Plaster Base and Range of Finishes when applied in accordance with specifications provide outstanding characteristics to the health of the occupant in the home. EZYMIX Lime Plasters provide a steady humidity in a space by allowing fine water vapour from humid air to enter the plaster where it is stored and released when the humidity drops. This delivers a more constant humidity to the occupants resulting in cleaner, more comfortable conditions for all to live in.

It is the applicators responsibility to apply the materials in accordance with the stated and published literature. It is also the applicator responsibility to ensure that the latest applicable information has been obtained in regard to EZYMIX products and Materials.

Contact Stellaria NZ Ltd prior to the application of any EZYMIX products and materials for up-to-date and knowledgeable Technical Assistance.

** Source: ezymix.co.nz*

Ezymix – 402 1.5mm Sponge Technical Data Sheet

Product Description

EZYMIX – 402 1.5mm Sponge is a graded calcium sand, Portland cement, high grade lime supplement and additive, dry mixed product for use over normal base coat and reinforcement renders.

Min. Applied Thickness – 1.5mm

Max. Applied Thickness – 3mm

Mixing Information

Dependant on use and only as a guide EZYMIX 402 1.5mm Sponge requires approx. 25-28% water added or as required to achieve the required workable consistency. Material to be mixed by machine or with suitable drill and paddle method. 1 x 25kg bag = 6.25 litres of water

Note:

Water added must be clean potable water. Water temperature may alter the workable time for this product.



Application Method

Working in a limited area of applying 2-5m² at a time trowel EZYMIX 402 1.5mm Sponge tight to the wall. Ensure that the thickness of application is no more than the thickness of the aggregate in the material. Pull any additional ‘fat’ off the material and using a circular motion float the material using a hard plastic float.

The 1.5mm texture can be completed using the specialised rubber float applied lightly over the surface to even and enhance the finished texture. It is advised that if working in high heat or over a hot substrate the wall should be wet down prior to application to extend the workable wall time of the material.

EZYMIX 402 1.5mm Sponge can be overcoated with an additional coat providing a period of 12-24 hours is left between coats.

EZYMIX 402 1.5mm Sponge is not designed to be applied directly to a construction substrate.

Quality Control

EZYMIX – 402 1.5mm Sponge is manufactured to specification in New Zealand by Nu-Age Plaster Ltd utilising automated weighing and batching equipment in conjunction with a strict quality control regime, the manufacture of this product is guaranteed.

Storage

The material must be kept dry and sealed, stored off the floor in a manner where moisture cannot come into contact with the bag or its contents. This Product has a shelf life of 12 months after date of manufacture if stored as detailed above.

Fresh Mortar Volume (V) (mixed with water)	580 litres of mixed material per Tonne
Fresh Mortar Weight (mixed with water)	1.69 Kg per litre
Applied to Wall	5.5m ² per 25kg bag @ 1.5-2mm thickness (approx.)
Figures stated on TDS are given as a guide only. Figures are based on a flat substrate with no deviations in substrate or material thickness.	

* Source: ezymix.co.nz

Solar innovations

maxit solar paint

Solar-active exterior paint with energy-saving effect

Product description

High-performance silicone resin paint with high percentage of silicone resin binder based on modified silicone resin emulsion for outdoor use. maxit solar paint can also be used to equalise colour deviations in mineral maxit ip finish/decorative renders and the maxit refurbishment render system. Ultra-fine hollow glass microspheres (no nano-technology) guarantee a well-balanced temperature and moisture ratio – properties that also help save energy. Available in white or any colour on the maxit shade card.

Properties

- Energy-saving effect (currently not yet suitable for use in calculations that conform to the German Energy Saving Ordinance)
- Heat-reflecting in summer
- Heat-absorbing in winter
- White or any colour on the maxit shade card
- Water-repellent
- Outstanding coverage
- Highly water vapour permeable
- Weather-resistant
- Easy to apply
- Low surface tension
- Low contamination tendency
- Micro-porous and non-film forming

Substrates

maxit solar paint is a solvent-free facade paint with a mineral structure. It is suitable for application on maxit solar render or maxit solar facade filler as well as on maxit silco, maxit spectra, maxit sil and on all types of render and mineral substrates. maxit solar paint can also be used to equalise colour deviations in mineral maxit ip finish/decorative renders. Additional application areas include the refurbishment of coated substrates and insulated facades.

Application

maxit solar paint is ready to use. Dilute with max. 5 M[%] of clean water for first and intermediate coat and with max. 2 M[%] for finish coats.

Pretreat surface with maxit prim 1070 penetrating primer, maxit solar paint primer or maxit prim 1110 hydro primer depending on the relevant substrate. When using maxit solar paint to equalise colour deviations, wait at least 72 hours after application of the mineral maxit ip finish/decorative render. Use a suitable sheepskin roller, brush or spray system to evenly apply a thin coat of paint in the tint of the render. Ensure the substrate surfaces are sound, dry and free from dirt, loose particles or release agents (e.g. formwork oil). Do not paint in object or ambient temperatures below 5°C or excessive heat above 30°C. Allow approx. 12 hours to dry at standard conditions (+20°C/65% relative humidity). Lower temperatures or higher humidity may increase drying time.

Practical note

Do not apply in direct sunlight, rain or when the relative humidity is too high. Contact us for technical support if you have questions regarding the application, substrate or special design features! Otherwise, the provisions of current standards apply.

Attention

Do not mix with different materials. Stir thoroughly before use. Cover adjacent areas or protect against paint splashes. Thoroughly clean tools and equipment with water after use. Make sure to completely empty the bucket, then recycle with other plastic materials.

Quality

Thanks to the use of tried and tested raw materials that are continuously checked, maxit solar paint guarantees consistently high quality. State-of-the-art manufacturing facilities ensure reliable product properties. In-house building materials laboratories continuously monitor product quality.

Coverage rates

Approx. 0.2-0.3 l/m² depending on the type of substrate and its absorption capacity. Note: Rough surfaces may increase the amount of paint required.

Solar innovations

A test patch is recommended to determine the exact coverage rates.

General information

maxit paint systems for exterior walls are formulated to ensure maximum protection against algae and mould growth. Whether and to what extent algae and mould grows on walls depends largely on local circumstances and prevailing conditions. Thanks to its superior surface texture, maxit solar paint ensures surfaces are much dryer, thereby inhibiting algae and mould growth.

Technical specifications

Solvent-free, water-soluble (max. 2-5%), eco-friendly and virtually odourless

Water-repellent, micro-porous and non-film forming

Highly water vapour permeable (S_D value 0.05 according to EN ISO 7783-2)

Capillary water absorption w-value after 24 hours: 0.05 kg/m²h^{0.5} according to DIN EN 1062-3

Gloss level: matt (DIN 53778), pH value 9.0 +/- 1.0

Density 1.05 g/cm³ +/- 0.1

Viscosity: 1640 mPas +/- 500

Level of reflection > 80%

Storage

Protect from frost or freezing temperatures. Shelf life is at least 12 months when stored in original, unopened containers.

For date of manufacture, see printed information

Availability

In 5/ 10/ 15/ litre buckets.

Legal notices

The information provided in this document is based on our technical knowledge and experience at the present time. It should be regarded as a general guideline only. Owing to the large number of potential influences, it does not relieve anyone using or processing our products from the responsibility of carrying out their own tests and experiments nor does it imply any legally binding assurance of certain properties or that our products are fit for a specific purpose. Responsibility for complying with any property rights, applicable laws or other requirements lies solely with the processor. This datasheet invalidates any previous datasheets.

EM 450 COLOURED LIME PLASTER FINISH

Technical Data Sheet

General Product description

Naturecote Lime Plaster Finish is a natural lime, fine finishing plaster for Interior use, containing fine sand, high grade hydrated lime products, hydraulic bonding agents and additives.

This material corresponds to the group of mortars P IC in accordance with DIN 18550.

Application Information

Mixing

Sprinkle EM450 into the required amount of water. Drill well ensuring no un-mixed material or lumps are present. It is very important that all tools, mixing equipment and buckets are totally clean and that during mixing or application no sand particles are introduced into the EM450 which may affect the performance of the material.

EM450 must be applied in multiple coats over EM350 - Lime Plaster Base.

Apply the **EM450** over the EM350 - Lime Plaster Base at 2-3mm using a steel trowel. EM450 - Lime Plaster Finish Mataia may be applied and finished as a smooth finish or alternatively be applied in a 'skip' trowel or brushed method resulting in a hand applied and/or rustic texture.

Do Not Over trowel

After the initial coat of **EM450** has begun to harden, do not re-trowel as this may result in dragging or tearing of the partially set material. If over coating is required, a minimum of 30 minutes (or sufficient time has allowed the material to set) must be allowed before re-applying additional coats.

Wetting of the **EM350 – Lime Plaster Base** prior to application of the material is allowable, providing the wetting of the wall is done well in advance of the finish material application and there is no standing water on the surface prior to application.

IMPORTANT: Do not re-use mixed material for following coat. Re-Mix fresh material.

Over-trowelling of the EM450 may result in bubbles appearing under the surface. If bubbles appear refrain from additional trowelling of the material, under normal circumstances the bubbles will disappear as the material cures.

Various effects can be achieved using this material and hand applied techniques, consult Naturecote for range of effect options.

Over coating

Naturecote Lime Plaster products may be over coated if required using a suitable ‘breathable’ paint system or clear coating. Contact Stellaria NZ Ltd for suitable coatings and plaster curing periods prior to coating application.

Technical Data

Mortar Group: P IC in accordance with DIN 18550 $\geq 1.0 \text{ N.mm}^2$	Pressure Strength:
Water Demand: 41-49% or as required to achieve a workable mix	
1 T EM450 (Lime Plaster Finish) results in approx. 820 l of fresh mortar; yielding at 2mm plaster thickness approx. 400m ² or approx 2kg of mixed material per m ² . Note: Values quoted on flat substrates where no deviations are present. Values coated indicate a single coat only. Over coating will alter Yield.	
EM450 -Naturecote Lime Plaster Finish is supplied in 25kg bags; 40 bags per T.	

Additional Information

EM350 - Lime Plaster, Base Plaster and Super fine Finishes when applied in accordance with specifications provide outstanding characteristics to the health of the occupant in the home. The range of **Naturecote Lime Plasters** provide a steady humidity in a space by allowing fine water vapour from humid air to enter the plaster where it is stored and released when the humidity drops. This delivers a more constant humidity to the occupants resulting in cleaner, more comfortable conditions for all to live in. It is the applicators responsibility to apply the materials in accordance with the stated and published literature.

It is also the applicator responsibility to ensure that the latest applicable information has been obtained in regard to EZYMIX products and Materials.

Contact **Stellaria NZ Ltd** prior to the application of any products and materials for up-to-date and knowledgeable Technical Assistance.

* Source: ezymix.co.nz

EM605 – SILARES WATER REPELLANT

Technical Data Sheet

General Product description

EM605 Silares Water Repellant is a water-thinnable, solventless emulsion, based on a mixture of silane and siloxane.

Diluted solutions of EM605 Silares Water Repellant serve as high quality, general-purpose water repellent for impregnating and priming mineral surfaces.

EM605 Silares Water Repellant emulsion contains a stabilized mixture of silanes and siloxanes that are susceptible to hydrolysis. Hydrolysis occurs only after application to the substrate, which breaks the emulsion. Alcohol is released and the emulsion is converted into a silicone resin water repellent.

EM605 Silares Water Repellant reduces the capillary absorption of the building which it has penetrated, but does not clog pores or capillaries. There is therefore little or no impairment of the building material's ability to "breathe".

Acceptable Substrates

EM605 – Silares Water Repellant is suitable over many porous mineralic substrates including;

- Clay and Concrete Masonry
- Cured (uncoated) mineralic mortars, platers and renders
- Natural sandstones

Note: Not suitable for dense natural stones such as marble or granite.

Application Information

EM605 Silares Water repellent can be applied using the following application method.

- Brushing
- Roller
- Sprayed in a 'napsack' sprayer
- Wool Mitt

The preferred application is 'flooding' by coating the entire area with an even and substantial coat.

Several 'wet on wet' coats will be necessary to achieve the desired level of water repellency.

Dilution

EM605 Silares Water Repellant is a concentrate and must be diluted using potable tap water between the ratios of 1:4 – 1:9.

i.e. 1 Part Silares to 4 Parts Water dependent on the absorption of the substrate.

If it starts to rain, stop treatment and cover the impregnated areas.

Storage

EM605 Silares Water Repellant has a best before date of 24 months from date of manufacture.

This date will be printed on the packing.

Product Data

Appearance:	Milky white
Active Content:	approx. 50 wt%
Density at 20°C	0.95g/cm ³
Viscosity, dynamic at 25 °C	approx. 12mPa.s

Contact **Stellaria NZ Ltd** prior to the application of any products and materials for up-to-date and knowledgeable Technical Assistance.

Nu-Age Plaster Ltd Product Warranty

Nu-Age Plaster Limited warrants all of its supplied products from manufacturing defect when supplied and used in accordance with the latest applicable product specification and best practice guidelines.

Nu-Age Plaster Ltd agrees to replace, with reasonable dispatch, any goods which under proper and normal condition of storage or use are revealed not to comply with the latest applicable product specification published by the Company within 28 days from the date of delivery. The Company may require such goods to be returned to the Company's premises at the purchaser's cost together with proof of purchase.

Nu-Age Plaster does not warrant the workmanship performed by third parties during application of our products unless expressly implied by writing between Nu-Age Plaster and the end-user.

Nu-Age Plaster supplied products have undergone quality control regimes in accordance with no less than ISO 9001.

Nu-Age Plaster Ltd cannot be held liable for:

DAMAGE

1.1 Any damage caused by the following:

- a) Movement of the substrate or structural cracking;
- b) Hydro-static pressure or entrapped moisture;
- c) Maltreatment such as mechanical damage, either during installation or at any time thereafter;
- d) Faulty design and/or construction of the premises leading to weather tightness issues;
- e) Natural weathering, fair wear and tear;

2. Acts of God or any other act outside of Nu-Age's control;

The liability of Nu-Age Plaster Ltd under any Warranty claim is limited to re-supply of the affected materials only.

NU-AGE PLASTER LIMITED

This warranty is conditional upon the Nu-Age Plaster Limited standard "Conditions of Sale" and is in lieu of all other warranties and/or conditions, whether expressed or implied and all other obligations other than warranties or conditions which arise by operation of law and are not capable of being negated or modified by agreement, and nothing contained in this warranty is intended to limit or replace any rights the customer has under the Consumer Guarantees Act 1993.

BRANZ Technical Opinion

Summary

This is to certify that the product described below has been examined by BRANZ Ltd on behalf of

Nu-Age Plaster Ltd
P O Box 195
Matamata

Test standard:	AS3700-2011 Appendix D6 (Bond strength) NZS 3112:1986 Part 2, Section 6 (Compressive strength)
Specimen name:	Nu-Age EZIMIX Veneer Mortar
Specimen description:	Nu-Age EZIMIX veneer mortar is a pre-mixed and bagged veneer mortar to which water is added to produce a mortar suitable for construction of clay and concrete brick veneers. Further details of the assessed system are contained within the full assessment report. The report may be supplied directly by Nu-Age Plaster Ltd or for verification purposes directly by BRANZ on instruction from Nu-Age Plaster Ltd.

A full description of the testing and opinion is given in BRANZ Technical Opinion:
ST1159-TO [2016] issued 5 September 2016

Regulatory authorities are advised to examine the full technical opinion before approving any product.

The assessed result is as follows:

Mortar bond strength	>200 kPa
Mortar compressive strength	>6 MPa

Issue Date:
5 September 2016

Expiry Date:
5 September 2021

stellaria



Stellaria NZ

Cnr Duke & Empire Streets

Cambridge – New Zealand

07 823 1516 | 027 220 7046

info@stellaria.co.nz | stellaria.co.nz