



WINDOWS & DOORS

HIGHLIGHTS OF ARCHITECTURE

Internorm[®]
Windows – Doors



EUROPE'S NO. 1 WINDOW BRAND

Internorm has been a family business for 91 years, having developed from a one-man blacksmith's shop to the largest internationally active window brand.

During this time we have manufactured over 27 million window and door units, all 100% made in our production facilities in Traun, Sarleinsbach and Lannach in Austria. From the creation of the UPVC window and the production of the timber-aluminium window to today's high-tech and ultra-modern design innovations, our family company has been setting standards all across Europe. We are pioneers in our field and continue to further develop technology and innovative ideas.

Our 1974-strong European work force are specialists, who thrive on attention to detail and act with passion and integrity. Together with more than 1300 distribution partners in 21 countries we guarantee perfect product quality and the highest levels of service.

- Internorm manufacturing sites (production exclusively in Austria)
- Internorm offices
- Internorm distribution partners

CONTENTS

Design styles	4
Window and door overview	6

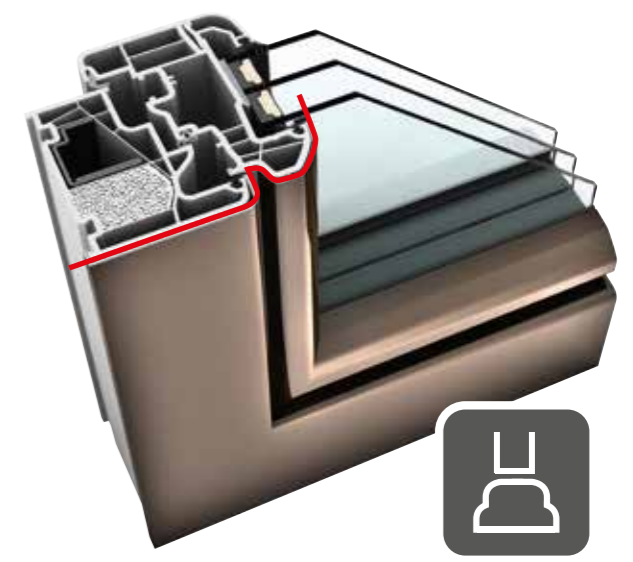
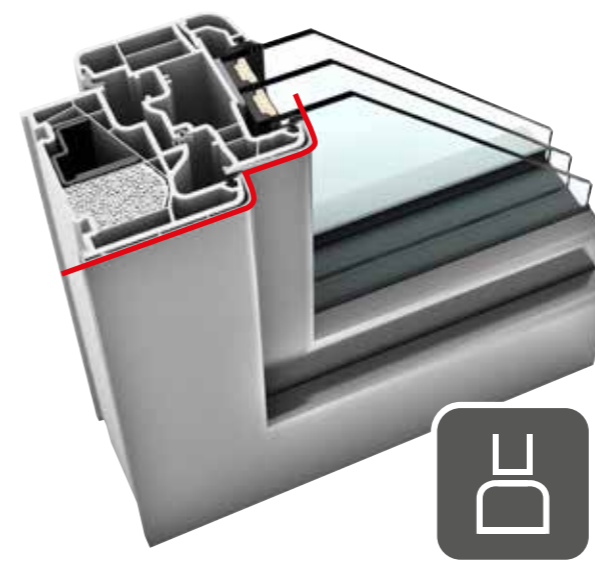
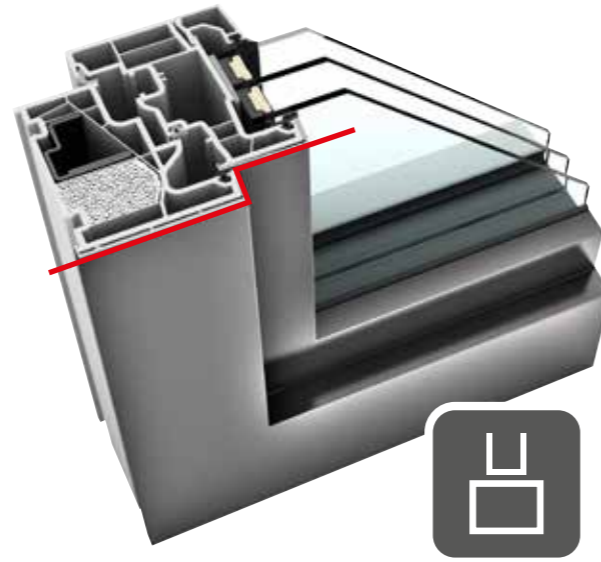
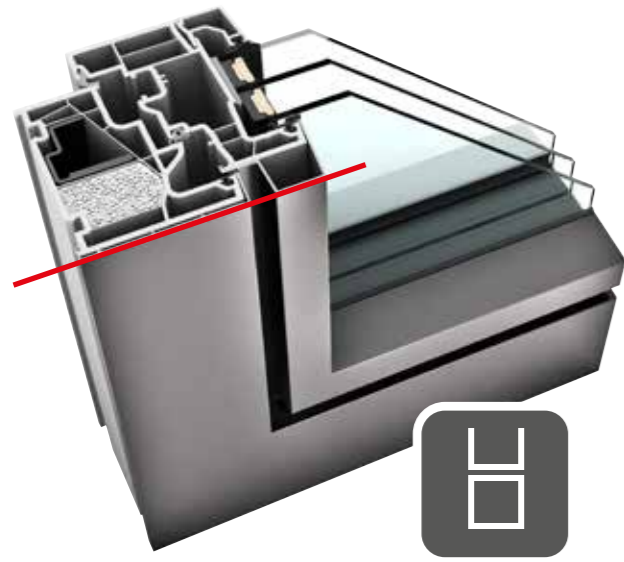
WINDOWS & TECHNOLOGY	10
uPVC & uPVC-Aluminium	12
uPVC-Aluminium window with integrated Blind	18
Timber-Aluminium	22
Timber-Aluminium window with integrated Blind	25

Overview of doors	26
Series F	28
Series V	30
Series P	32
Series D	34
Series G	36
Series A	38
Series S	40

I-TEC INNOVATIONS	44
I-tec Secure	46
I-tec Core	47
I-tec Ventilation	48
I-tec Shading	49
I-tec Glazing, I-tec Insulation	50
I-tec Connect	51

XL GLAZINGS	52
KS 430	54
HS 330	55
HX 300	57

TIPS	58
Perfect Combination	60
Security	62
Window handles	64
Door handles	66
Colours	68
ECLAZ®	70
Sun and insect protection	72
Juliet balcony	74
Side entrance doors	76
Warranties	78



studio

The **studio** design style is characterised by clean lines and a minimalist design. The windows become a design feature in their own right, whilst enhancing exceptional architecture.

home pure

The modern **home pure** window with its square edge design perfectly blends into the unique architecture of contemporary buildings.

home soft

The elegant round edge design of a **home soft** window creates a timeless look that can be integrated effortlessly into any design and architecture.

ambiente

An **ambiente** window offers the perfect blend of traditional design and classic detailing. The round profiled edges add a special charm to any façade.



UPVC

UPVC-ALUMINIUM

studio

home pure

home soft

ambiente


studio

home pure

home soft


ambiente

KF 310




KF 310

KF 320




KF 320

KF 410




KF 410

KF 510



KF 510

KF 520



KF 520

KV 350



KV 350

KV 440



KV 440

TIMBER-ALUMINIUM


studio

home pure


home soft

ambiente


HF 310



HF 410



HF 510



HV 450



The bespoke window solution allows light to flood the home, creating a bright, modern and homely ambience.





WINDOWS & TECHNOLOGY

DESIGN AND TECHNOLOGY –
INTERNORM PRODUCTS IN
PERFECT HARMONY




All our high quality windows are totally bespoke and made to your exact specifications. Internorm products offer enhanced security, exceptional thermal performance and superior noise insulation.

Whatever new windows you are looking for, Internorm's design styles and product range, from frameless and contemporary to the more traditional, there is a product to suit any taste or architectural style.






KF 310



UPVC & UPVC-ALUMINIUM WINDOW



I-tec Glazing

home pure

-  **Thermal insulation** U_w as low as 0.69 W/(m²K)
-  **Noise reduction** up to 45 dB
-  **Security** up to RC1N, RC2
-  **Locking** concealed
-  **Construction depth** 71/74 mm



KF 310

This sleek window features our proven Internorm technology and provides the best thermal insulation and noise reduction performance. The KF 310 is also available as a balcony or patio door with an integrated Juliet balcony. Choose from a wide selection of aluminium colours, glazing and handle options.






KF 320



UPVC & UPVC-ALUMINIUM WINDOW



I-tec Glazing

studio

-  **Thermal insulation** U_w as low as 0.65 W/(m²K)
-  **Noise reduction** up to 45 dB
-  **Security** up to RC1N, RC2
-  **Locking** concealed
-  **Construction depth** 71/74 mm

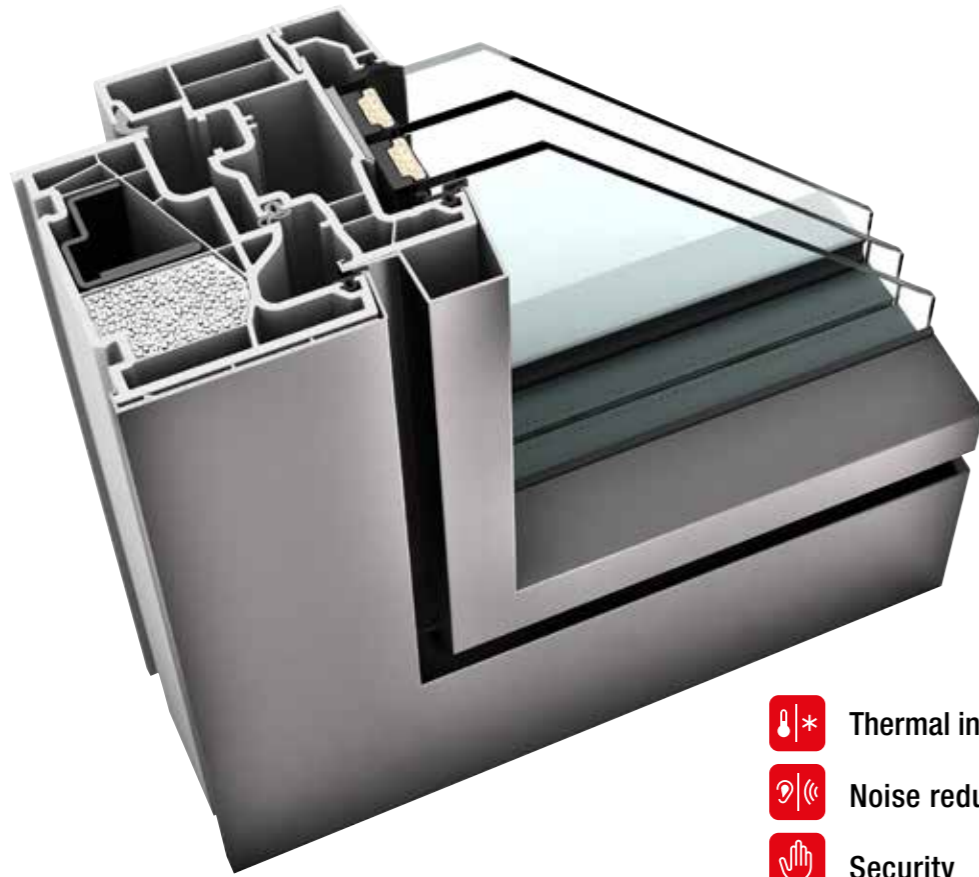


KF 320

The innovative glass sash of the KF 320 gives the impression of fixed glazing from the outside, despite being a fully functioning opening window. It is available in classic white uPVC or with aluminium cladding on the exterior. I-tec glazing provides excellent stability, security and thermal insulation.

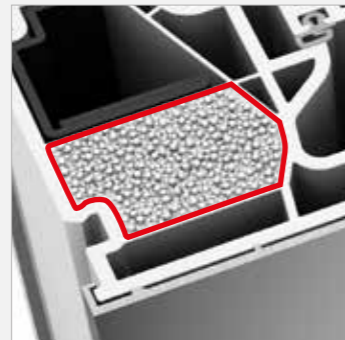
KF 410

UPVC & UPVC-ALUMINIUM WINDOW



- I-tec Glazing**
 - I-tec Ventilation**
 - I-tec Insulation**
 - I-tec Connect**
- studio

- Thermal insulation** U_w as low as 0.62 W/(m²K)
- Noise reduction** up to 47 dB
- Security** up to RC1N, RC2
- Locking** concealed
- Construction depth** 90/93 mm

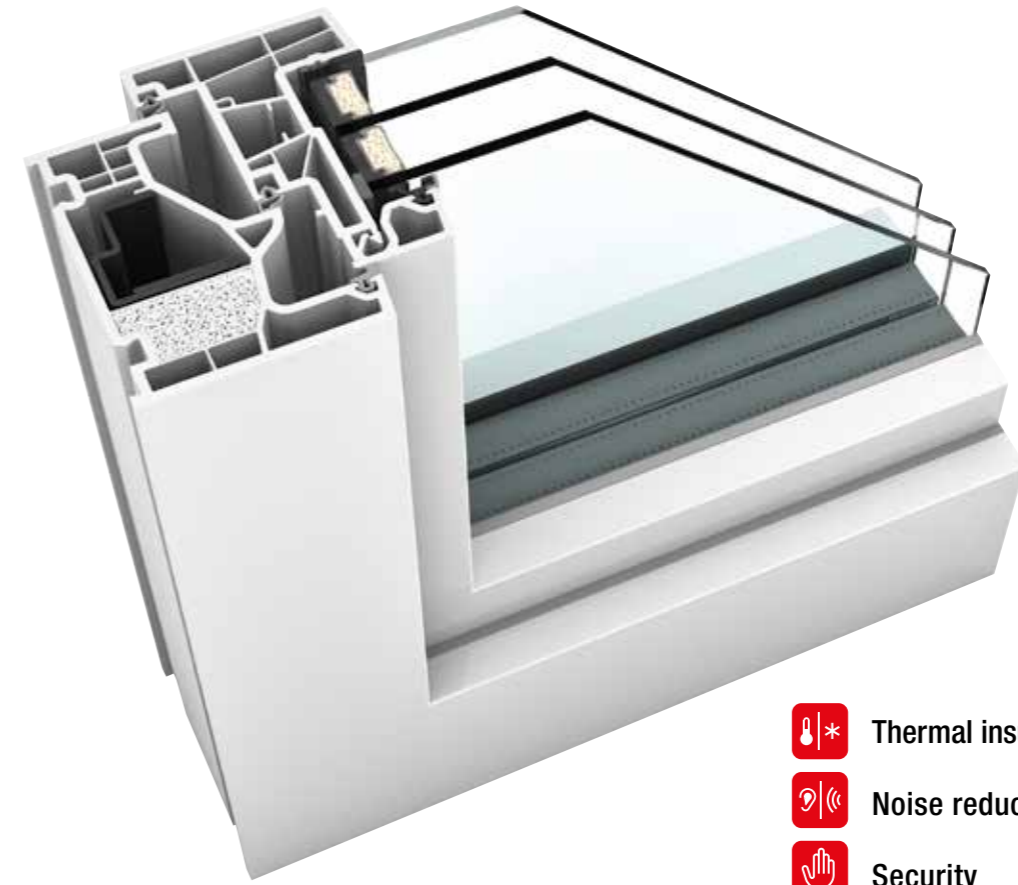


KF 410

The popular KF 410 is available in all four design styles and is therefore suitable for all types of architecture. I-tec Insulation, which includes insulating granulate that evenly fills the hollow chambers, provides considerable improvement in thermal performance. Also available with I-tec Ventilation to achieve ideal room temperature and living conditions.

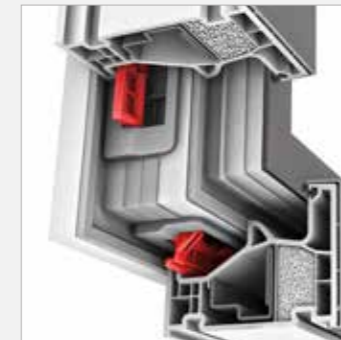
NEW KF 510

UPVC & UPVC-ALUMINIUM WINDOW



- I-tec Glazing**
 - I-tec Secure**
- home pure

- Thermal insulation** U_w as low as 0.63 W/(m²K)
- Noise reduction** up to 46 dB
- Security** RC2, RC3
- Locking** fully integrated
- Construction depth** 90/93 mm




KF 510

The particularly slim and modern frame of the KF 510 results in an even larger area of glazing to allow maximum light transmission and improved living. The fully integrated I-tec Secure system provides enhanced security thanks to the patented flap mechanism, which presses into all four sides of the frame when locking, making it virtually impossible to lever the window. The concealed hardware also makes it easy to clean, and combined with I-tec Insulation and I-tec Glazing, the new KF 510 offers the ideal window solution.

KF 520






UPVC & UPVC-ALUMINIUM WINDOW




I-tec Glazing

I-tec Secure

studio

-  **Thermal insulation** U_w as low as 0.63 W/(m²K)
-  **Noise reduction** up to 46 dB
-  **Security** up to RC2, RC3
-  **Locking** fully integrated
-  **Construction depth** 90/93 mm



KF 520

Ideal for modern architecture, this innovative window system looks like fixed glazing from the outside but functions like a normal window. The revolutionary I-tec Secure can achieve the highest RC3 security rating, making it one of the safest windows on the market.

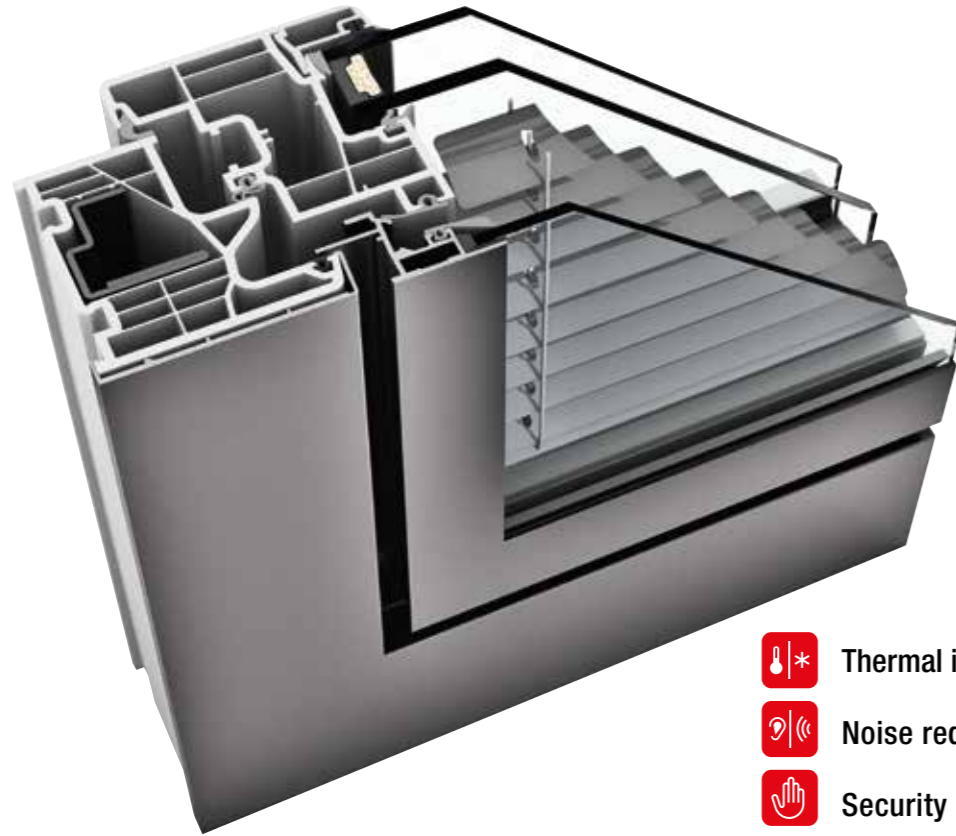


*A modern window for a cosy space:
the KF 520 invites you to sit next to it.*








KV 350



UPVC-ALUMINIUM WINDOW WITH INTEGRATED BLIND



- I-tec Glazing**
- I-tec Shading**
- I-tec Connect**

home pure

-  **Thermal insulation** U_w as low as 0.79 W/(m²K)
-  **Noise reduction** up to 44 dB
-  **Security** up to RC1N, RC2
-  **Locking** concealed
-  **Construction depth** 74 mm

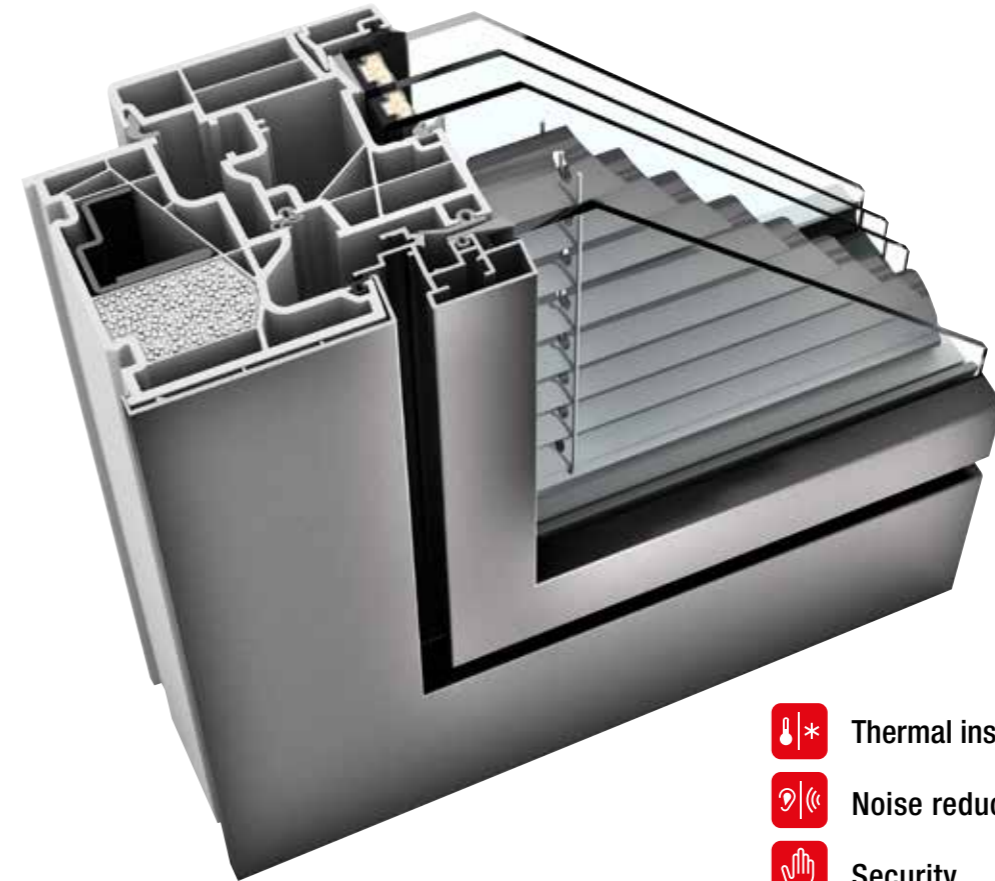


KV 350

This stylish and slim window, with a construction depth of only 74mm, benefits from integrated, accessible blinds between glass panes. Providing sun protection and privacy, and available with different blind options, the KV 350 can be perfectly matched with the KF 310 uPVC-Aluminum window. The 6-chamber frame profile, combined with the I-tec Glazing, offers improved thermal performance, noise reduction, as well as protection from damp entering the cavities.






KV 440

UPVC-ALUMINIUM WINDOW WITH INTEGRATED BLIND



- I-tec Glazing**
- I-tec Shading**
- I-tec Ventilation**
- I-tec Insulation**
- I-tec Connect**


home pure

-  **Thermal insulation** U_w as low as 0.64 W/(m²K)
-  **Noise reduction** up to 45 dB
-  **Security** up to RC1N, RC2
-  **Locking** concealed
-  **Construction depth** 93 mm



KV 440

With the KV 440, the blind is fully integrated between accessible glass panes and is therefore protected from wind, rain and dirt, whilst still offering outstanding thermal performance with I-tec Insulation. Available with Venetian, Roman and Duette blinds in a selection of colours, the KV 440 offers privacy and sun protection, even for renovations or facades where roller shutters are not possible. The I-tec Shading option offers operation of the blinds via a photovoltaic module using solar energy, therefore not requiring an external power source.



THE WINNER INTERNORM PHOTO CONTEST 2021

This exclusive property perfectly combines timber and glass, both externally and internally, to create a natural environment. The large areas of glazing allow light to flood the home, making it feel bright and comfortable.

New-build (AT) with composite Timber-Aluminium HF 410 windows and HS 330 Lift & Slide doors.






HF 310

TIMBER-ALUMINIUM WINDOW



I-tec Glazing

home pure

-  **Thermal insulation** U_w as low as 0.62 W/(m²K)
-  **Noise reduction** up to 46 dB
-  **Security** up to RC1N, RC2
-  **Locking** concealed
-  **Construction depth** 85 mm




HF 310

The HF 310 enhances any living space with its natural timber finish. The insulating foam between the internal timber and external aluminium cladding provides outstanding thermal performance. I-tec Glazing means that the glass unit is bonded into the sash, therefore providing a continuous connection between the glazing and frame. The benefits are improved stability and burglary protection. Continuous triple gaskets prevent water from penetrating the timber.

HF 410






TIMBER-ALUMINIUM WINDOW



I-tec Core

I-tec Glazing

studio

-  **Thermal insulation** U_w as low as 0.65 W/(m²K)
-  **Noise reduction** up to 45 dB
-  **Security** up to RC1N, RC2
-  **Locking** concealed
-  **Construction depth** 85 mm




HF 410

The unique I-tec Core technology of thin, laminated timber layers, makes the HF 410 exceptionally stable and robust, allowing the manufacture of even larger window sizes. The combination of timber, insulating foam and aluminium cladding provides superior thermal performance. Sustainably sourced timber options and a wide choice of colours offers unlimited interior design possibilities.

NEW HF 510






TIMBER-ALUMINIUM WINDOW



I-tec Core

I-tec Glazing

home pure

-  **Thermal insulation** U_w as low as 0.65 W/(m²K)
-  **Noise reduction** up to 44 dB
-  **Security** RC1N, RC2
-  **Locking** concealed
-  **Construction depth** 85 mm



HF 510

Clean lines, a slim frame and even larger areas of glazing make the new HF 510 the perfect window for anyone wanting to create a brighter, more comfortable and stylish home. The square, linear features of sash and frame make design style home pure the ideal window for modern architecture. The exceptional I-tec Core provides strength, stability and security to the frame, therefore making larger window solutions possible. A wide choice of sustainable internal timber options, as well as external aluminium colours, make this new addition to the Timber-Aluminium range the window of choice.

HV 450

TIMBER-ALUMINIUM WINDOW WITH INTEGRATED BLIND








I-tec Glazing


I-tec Shading

I-tec Core

I-tec Connect

home pure


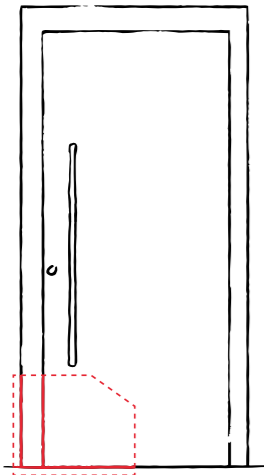
-  **Thermal insulation** U_w as low as 0.62 W/(m²K)
-  **Noise reduction** up to 46 dB
-  **Security** up to RC1N, RC2
-  **Locking** concealed
-  **Construction depth** 85 mm








HV 450

The thermally efficient HV 450, with blinds integrated between accessible glass panes, offers quadruple protection: sun, privacy, thermal and noise. With a choice of styles and colours, the integrated blinds are protected from wind, rain and dirt. Also available as manual or hard-wired option, the I-tec Shading solution offers operation of the blinds via a photo-voltaic module using solar energy, therefore not requiring an external power source. All Internorm shading options can be integrated into a Smart Home system.

ENTRANCE DOORS



Material	Aluminium	Aluminium	Aluminium	Aluminium	Aluminium	Timber-Aluminium	Timber-Aluminium
Design	Flush inside and outside	Square edge on inside and outside	Round edge on inside, square edge on outside	Round edge on inside, square edge on outside	Round edge on inside and outside	Flush inside and outside	Square edge on inside and outside
Thermal insulation <small>in W/(m²K)</small>	 U_D up to 0.78	U_D up to 0.75	U_D up to 0.81	U_D up to 0.98	U_D up to 0.91	U_D up to 0.58	U_D up to 0.73
Noise reduction <small>in dB</small>	 up to 35	up to 34	up to 32	up to 38	up to 40	up to 34	up to 34
Security	 up to RC2	up to RC2	up to RC2	up to RC2	up to RC3	up to RC2	up to RC2
Locking	 Multi-point locking	Multi-point locking	Multi-point locking	Multi-point locking	Multi-point locking	Multi-point locking	Multi-point locking
Construction Depth <small>in mm</small>	 93	93	93	93	93	121	85
Gasket	3	3	3	3	3	3	3
Threshold	Thermally broken	Thermally broken	Thermally broken	Thermally broken	Thermally broken	Thermally broken	Thermally broken
Insulation	3-chamber frame profile, insulating foam core	3-chamber frame profile, insulating foam core	3-chamber frame profile, insulating foam core	3-chamber frame profile, insulating foam core	3-chamber frame profile, insulating foam core	Thermal foam insulation	Thermal foam insulation

SERIES.F

FLUSH & LINEAR

Solid flush doors keep your home private. Create your own minimalist entrance door with discreet groove milling and trims. A choice of straight or recessed handles will add to the overall design to create an impressive and modern entrance area.



FG

Colour: HFM14
Handle: EGS01
Order no.: F0003

AT 540 AT 530 AT 520 AT 500 HT 410 HT 400



FO

Colour: HFM05
Handle: RGS01
Designer base: Alunox 20 mm
Order no.: F0005

AT 540 AT 530 AT 520 AT 500 HT 410 HT 400



FP

Colour: Frame HM704, sash HM704, M916
Handle: KGS03
Order no.: F0006

AT 540 AT 530 AT 520 AT 500 HT 410 HT 400



FA

Colour: Frame RAL 9005, sash SD07 Art-Stone
Handle: KGS04
Order no.: F0001

AT 540 AT 530 AT 520 AT 510 AT 500 HT 410 HT 400

SERIES.V

MODERN & VISIONARY

Stunning new designs and exceptional quality meet even the most demanding ideals of modern living. Our new designer doors combine elegance and individuality and surprise with stylish detailing.



VD

Colour: RAL9005
Handle: GSHG black
Order no.: V0001

AT 540 AT 530



VG

Colour: Frame RAL 9005, sash SD10 old timber look
Handle: GKVV black
Order no.: V0003

AT 540 AT 530



VK

Colour: Frame HM819, sash HM819, RAL9005
Handle: GPRV black
Order no.: V0005

AT 540 AT 530



VP

Colour: Frame RAL 9005, sash SD03 Art-Concrete, RAL9005
Handle: GSIV black
Order no.: V0004

AT 540 AT 530

SERIES.P

BALANCED & STRUCTURED

This extensive range of doors impresses with its simplicity and symmetry. Whether you opt for a full length slim glass window or prefer perfectly aligned smaller windows in the centre or the side, the choice is yours.

To create an even more individual entrance door, you have the option to add milled grooves or decorative trims.



PG

Colour: Frame HM721, sash SD06 Art-Steel
Handle: RGS02
Glass: Satinato white
Order no.: P0004

AT 540 AT 530 AT 520 AT 510 AT 500 HT 410 HT 400



PS

Colour: HM817
Handle: GSI03 black
Motif glass: MP43FE
Order no.: P0012

AT 540 AT 530 AT 520 AT 500 HT 410 HT 400



PK

Colour: M916
Handle: RGS03
Glass: Satinato white
Order no.: P0006

AT 540 AT 530 AT 520 AT 500 HT 410 HT 400



PP

Colour: HFM12
Handle: RGS05
Glass: Satinato white
Order no.: P0009

AT 540 AT 530 AT 520 AT 510 AT 500 HT 410 HT 400

SERIES.D

DISCREET & ELEGANT

This beautifully designed range focuses on discreet, narrow glass windows and rectangular cut-outs, enhancing the overall appearance. Milled grooves and decorative trims add further individual touches.



DD

Colour: HM716
Handle: GOK60
Glass: Satinato white
Designer panels: decorative trim
Designer base: Alunox 20 mm
Order no.: D0003

AT 540 AT 530 AT 520 AT 500 HT 410 HT 400



DM

Colour: Frame HFM12, sash HFM12, M916
Handle: HGS04
Glass: Satinato white
Order no.: D0006

AT 540 AT 530 AT 520 AT 500 HT 410 HT 400



DH

Colour: Frame RAL9017, sash SD03 Art-Concrete
Handle: KGS04 black
Designer panels: decorative trim
Glass: Satinato white
Order no.: D0005

AT 540 AT 530 AT 520 AT 500 HT 410 HT 400



DP

Colour: RAL5010
Handle: GD25
Glass: Satinato white
Order no.: D0007

AT 520 AT 500 HT 400

SERIES.G

CONCISE & CLEAR

With the third series in this range, the emphasis is very clearly on the glass elements. Depending on model and personal preference, milled grooves and decorative trims can be added.



GA

Colour: HM716
Handle: HS42
Glass: Satinato white
Order no.: G0001

AT 540 AT 530 AT 520 AT 510 AT 500 HT 410 HT 400



GD

Colour: HFM05
Handle: KGS04
Glass: Satinato white
Designer base: Alunox 80 mm
Order no.: G0002

AT 540 AT 530 AT 520 AT 510 AT 500 HT 410 HT 400



GJ

Colour: Frame HF735, sash HF735, HF716
Handle: SG13
Glass: Satinato white
Designer base: Alunox 80 mm
Order no.: G0004

AT 540 AT 530 AT 520 AT 500 HT 410 HT 400



GG

Colour: HF113
Handle: RGS05
Glass: Satinato white, alunox glass surround
Order no.: G0003

AT 540 AT 530 AT 520 AT 500 HT 410 HT 400

SERIES.A

TRADITIONAL & CLASSIC

If you are looking for a design to match a more traditional architectural style, then doors in this series will meet your needs. The focus is on decorative elements, detailed straight or curved panelling, combined with glazed sections.



AM

Colour: M916
Handle: HS10
Glass: D03E
Order no.: A0007

AT 520 AT 500



AJ

Colour: HFM04
Handle: GD20
Glass: D41E
Order no.: A0006

AT 520 AT 500



AA

Colour: HDS08
Handle: HS10
Glass: Satinato white
Order no.: A0001

AT 530 AT 520 AT 500 HT 400



AG

Colour: Frame HF113, sash HF113, M916
Handle: HS40
Glass: Satinato white
Order no.: A0003

AT 530 AT 520 AT 500 HT 400

SERIES.S

STYLISH & TIMELESS

This series focuses on striking and unconventional designs by integrating a selection of unique and special glass features, creating timeless and individual entrance doors.



SG

Colour: M916
Handle: HS30
Glass: Satinato white, alunox glass surround
Designer base: Alunox 80 mm
Order no.: S0003

AT 520 AT 500



SA

Colour: HFM05
Handle: HS30
Glass: Satinato white
Designer base: Alunox 80 mm
Order no.: S0001

AT 520 AT 500



SJ

Colour: HFM22
Handle: RSS03
Glass: Satinato white
Order no.: S0004

AT 520 AT 510 AT 500



SD

Colour: HDS07
Handle: GPR60
Glass: Satinato white
Designer base: Alunox 20 mm
Order no.: S0002

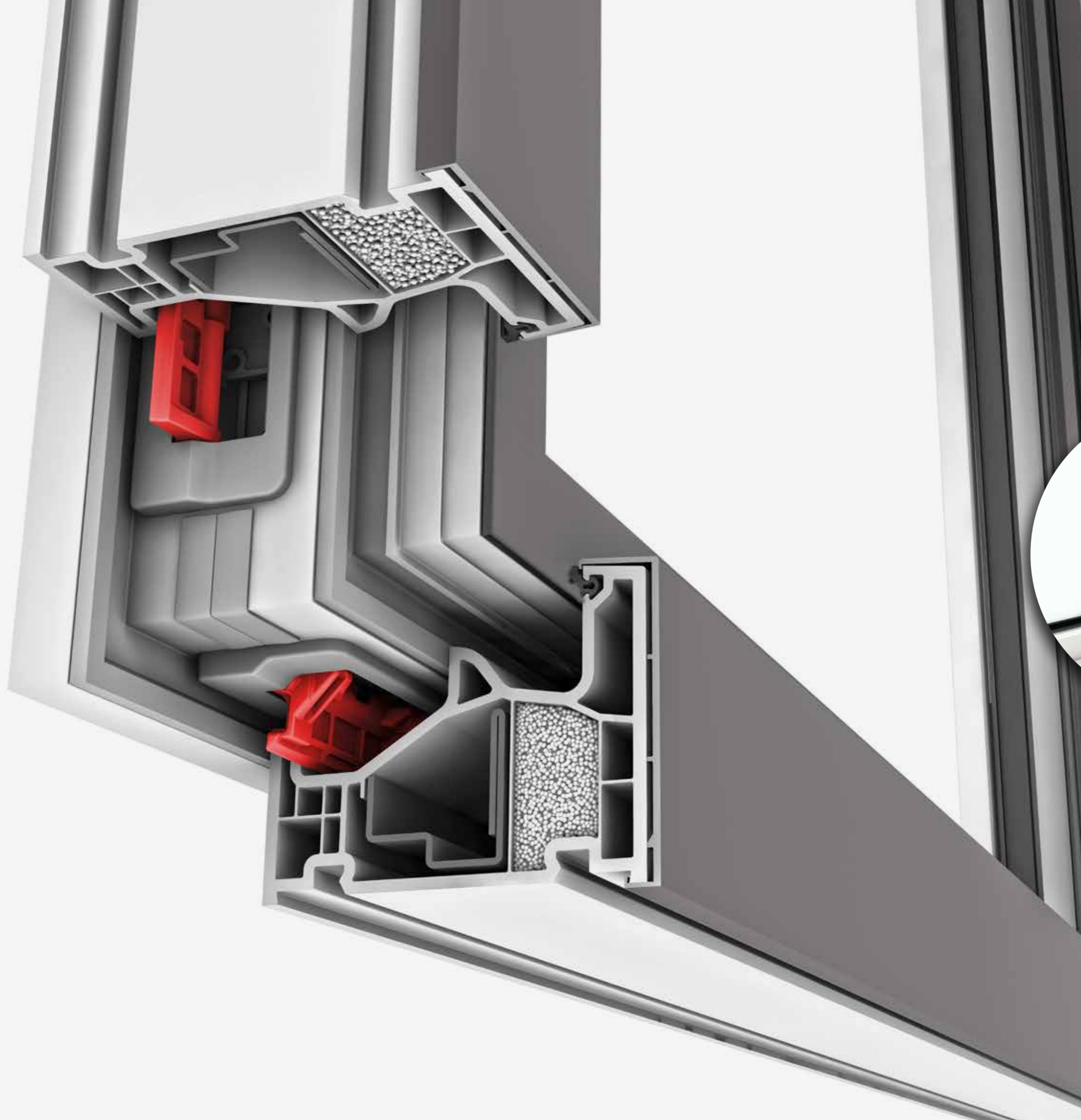
AT 520 AT 500



MODERN MONOCHROME ARCHITECTURE

Open plan living is clearly defined by black and white architectural feature areas.

Detached house (RO), door: AT 540, windows: KF 405



I-TEC INNOVATIONS

NEW STANDARDS
FROM INTERNORM.



Under the heading **I-tec**, Internorm has been developing a series of revolutionary, innovative technologies to meet the increasing demands on design, technology, quality and comfort.

- **I-tec Secure**
- **I-tec Core**
- **I-tec Ventilation**
- **I-tec Shading**
- **I-tec Glazing**
- **I-tec Insulation**
- **I-tec Connect**

Discover Internorm's innovative technologies and find out why I-tec is so unique.



ADVANTAGES

- Enhanced security up to RC3 available, achievable with integrated flaps
- Levering of window is practically impossible
- Clean look as locking hardware is concealed
- Easy to clean window frame
- Modern glass architecture with slim sightlines

I-tec Secure

FEEL SAFE

UNRIVALLED, FULLY INTEGRATED LOCKING UP TO RC3

It is not only the people who surround us but also the furnishings in our home as well as the view to the outside that contribute to feeling comfortable in our own four walls. Feeling safe and secure also plays an important part.

The unrivalled I-tec Secure locking system ensures that your windows provide reliable protection. The customary locking pegs are replaced by flaps that securely lock the window sash to the frame, making levering of the window practically impossible.

I-tec Secure is integrated into the new KF 510 and KF 520 as standard and is available up to security class RC3 on request.

Cleaning the windows is made easier with these flaps as most of the hardware and locking parts are concealed, leaving a smooth and easy to clean uPVC surface.

I-tec Secure is integrated into the new KF 410 and KF 520 uPVC and uPVC-Aluminium systems. It can reach security class RC2N with an optional lockable handle and is available up to security class RC3 on request.



Discover more about I-tec Secure
www.internorm.com/en-uk/products/i-tec-innovations



ADVANTAGES

- Highly stable core in window frame and sash
- Slim sightlines for more light
- Match timber types and colours to your interior – large choice of colours and timbers
- Attractive price-performance ratio
- Option to match windows and lift & slide doors.

I-tec Core

STRENGTH AND STABILITY

WIDE SELECTION OF TIMBER OPTIONS

Today's open and bright living spaces with large areas of glazing require exceptional window solutions. High stability, strength, as well as slim sightlines and option to match the interior are all important factors.

With the I-tec Core, Internorm windows are able to achieve just that. Usually only used for roofing beams and rafters, the thin laminated layers of timber are exceptionally resistant, durable and strong. These properties enable the manufacture of large window solutions and lift & slide doors. The slim frame further enhances the aesthetic of these windows. This

high-tech material is also supporting the environment by conserving resource. It is sustainable, and due to its strength, suitable for large dimensions. The wide choice of timber, such as spruce, larch, oak, ash and walnut, used on the inside of our windows and lift & slide doors, can be matched to your individual interior decoration, furniture, flooring and doors.



Discover more about I-tec Core
www.internorm.com/en-uk/products/i-tec-innovations



ADVANTAGES

- Each I-tec ventilation and thus each window and room can be controlled individually – for healthy living
- Reduced heat loss and increased safety – the window remains closed during ventilation
- Integrated filters ensure that dust and pollen are collected
- Control available via Smart Home solutions
- Fresh air without noise from outside
- Heat recovery up to 93%

I-tec Ventilation

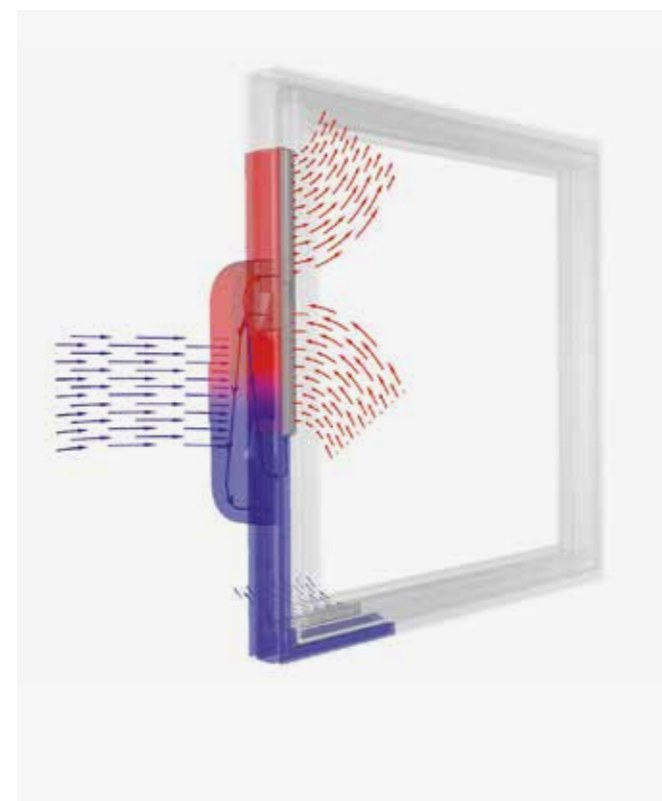
ALWAYS FRESH AIR

AUTOMATIC AND INDIVIDUAL


The time we spend in rooms and how we use them differs. We usually spend only a short period of time in the bathroom but generate a lot of steam, and therefore humidity, when showering. On the other hand, we spend all night in our bedroom emitting considerable amounts of CO₂ during our sleep. Store rooms or guest bedrooms are only used occasionally and have to be aired primarily to prevent mould.

The amount of fresh air we require therefore depends on the room. Internorm has developed I-tec Ventilation which meets these individual requirements. The ventilation system

is integrated into the window frame, allowing each room to be controlled individually. More ventilation in one room, only a light breeze in another, all depending on how much fresh air is needed. In automatic mode I-tec Ventilation measures the humidity of the used air and turns on automatically, if required. I-tec Ventilation guarantees fresh air and an optimum environment in your home.



Discover more about the I-tec Ventilation.
www.internorm.com/en-uk/products/i-tec-innovations



ADVANTAGES

- No electricity needed due to the photovoltaic module
- Use of energy gain in winter – reduction of heating costs
- Automatic functions such as day/night recognition and measuring of solar irradiation
- Manual control available directly at the window frame
- Convenient control also available via Smart Home solutions
- Photovoltaic module and sun protection integrated between glass panes

I-tec Shading

SOLAR POWER INSTEAD OF ELECTRICITY

SELF-SUFFICIENT SUN PROTECTION

With renovations in particular, you want as little dust and dirt as possible, avoiding unnecessary work to add additional cabling.

The clever I-tec Shading is the perfect solution for adding sun protection and privacy. The energy required to operate the integrated blind is generated by a photovoltaic module or solar panel. No hard wiring is necessary as the unit is totally self contained within the window. Available as Venetian, Roman or Duette option, the blind can be operated

via a remote control or integrated into a Smart Home system. Day/night or solar radiation recognition can all be programmed to automatically open, close or adjust the blinds to provide privacy or stop the home from overheating. KV and HV window systems can be fitted with I-tec Shading.



Discover more about the I-tec Shading.
www.internorm.com/en-uk/products/i-tec-innovations



ADVANTAGES

I-TEC GLAZING

- Maximum burglary protection
- Increased stability
- Increased thermal insulation
- Improved noise reduction

I-TEC INSULATION

- Granulate instead of foam
- Improved thermal insulation
- Hollow chambers filled on all sides

I-tec Glazing

I-tec Insulation

CONTINUOUSLY EFFICIENT

SAFETY ALL AROUND

Quite often, thermally insulating glazing is only sealed at certain points. This means that the glass can easily be pushed or levered out of the frame and optimum thermal insulation cannot be guaranteed.

To ensure maximum security, Internorm windows are fitted with I-tec Glazing as standard. This technology means that glass panes are glued to the sash all the way round. This considerably improves stability, thermal insulation, noise reduction and burglary protection. The system still allows you to easily change the glass.

I-tec Insulation is standard for three Internorm window systems: KF 410, KF 510 and KV 440. A granulate is pushed into the hollow chambers under pressure and therefore completely fills them all the way round. I-tec Insulation provides considerable improvement in thermal insulation.



Discover more about these I-tec innovations. www.internorm.com/en-uk/products/i-tec-innovations



ADVANTAGES

- Intelligent control around the window
- Mobile operation of I-tec Ventilation, I-tec Shading, sun protection and fanlights
- Opening monitoring of your windows – also while you are on holidays
- Easy operation
- Individual adjustment possibilities
- Direct integration into central SmartHome solutions of various manufacturers

I-tec Connect

SMART HOME READY

SMART WINDOWS ARE EASY TO OPERATE

Today's Smart Home solutions can help improve our lives. Whether you are at home or on the road, intelligent automation allows you to control heating, lighting, audio, security, shading, and much more.

I-tec Connect offers a range of intelligent window products that can easily be integrated into different Smart Home systems. Window opening monitoring, I-tec Ventilation, I-tec Shading, blinds or fanlights can be operated via an app on your smartphone or tablet. A simple finger tap will open or close blinds, adjust the light control or regulate the airflow of the ventilation.

All Internorm windows that carry the I-tec Connect label can be fully integrated into Smart Home solutions from Loxone and Mediola. Even the electric Comfort Drive on a lift & slide door can easily be connected to your home network via your Wifi hub.



Discover more about I-tec Connect. www.internorm.com/en-uk/products/i-tec-innovations





XL GLAZING

LIFT & SLIDE DOORS
PANORAMA



Bright, light-filled rooms evoke a sense of freedom for you and your family. Large areas of glazing extend the living area beyond its actual boundaries, creating the feeling of unlimited space and at the same time opening up the view to the outside.

Frameless windows, fixed glazing, glass-to-glass corners, large lift & slide doors, panoramic windows, as well as bespoke solutions offered by Internorm create the ideal solutions for modern architectural glazing. The combination of any of these options allows your dream of opening up your home become reality.

KS 430

UPVC & UPVC-ALUMINIUM LIFT & SLIDE DOOR



NARROW

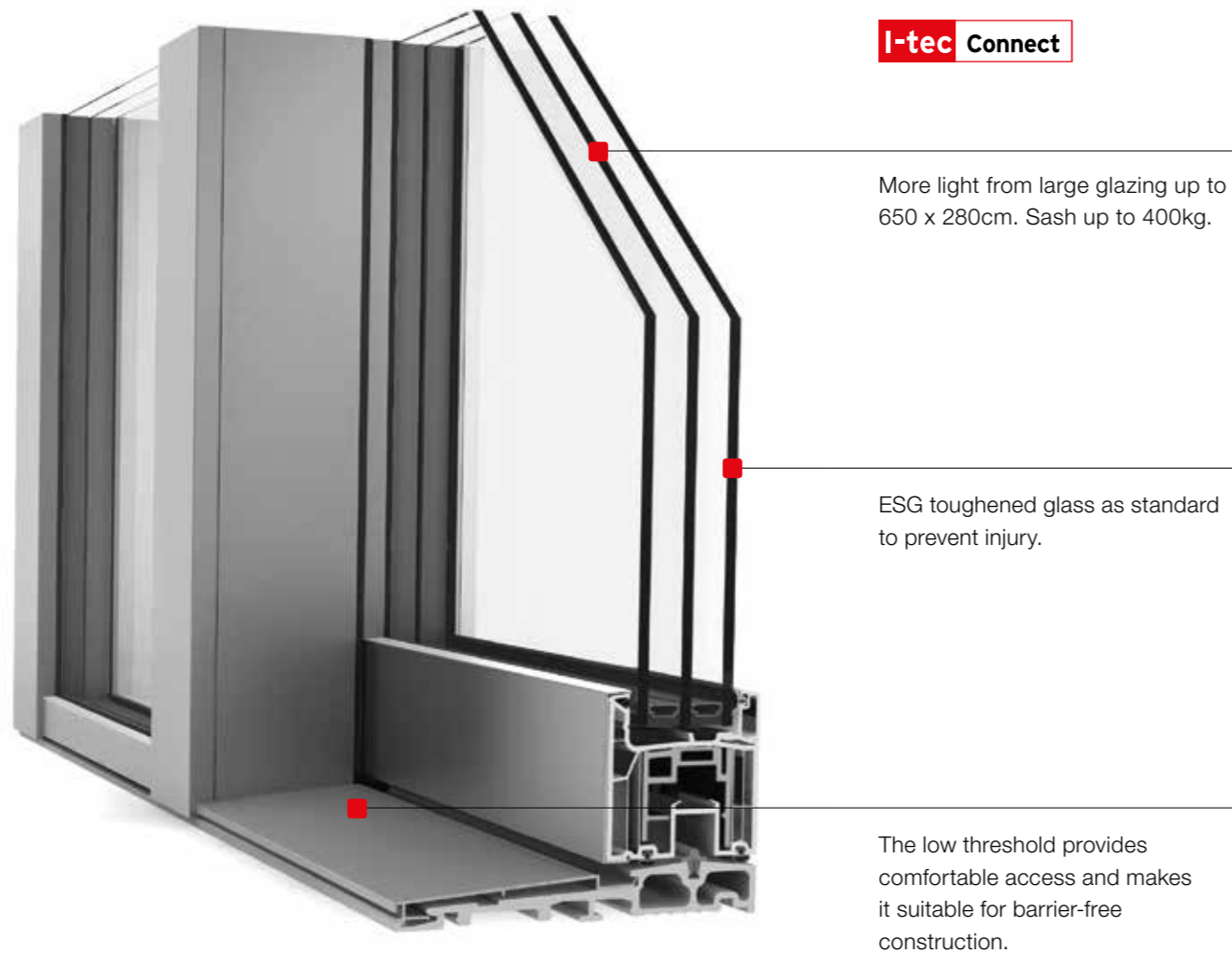
Narrow sliding frame and frameless elements with 3-sided rendering

COMFORTABLE

Low threshold without obstruction

SOFT

Soft handle closure as standard



I-tec Connect

More light from large glazing up to 650 x 280cm. Sash up to 400kg.

ESG toughened glass as standard to prevent injury.

The low threshold provides comfortable access and makes it suitable for barrier-free construction.



Comfort Drive allows your lift & slide door to be opened via electric operation. Can be integrated into Smart Home system.

- Thermal insulation** up to $U_w = 0.64 \text{ W}/(\text{m}^2\text{K})$
- Noise reduction** up to 43 dB
- Security** up to RC1N, RC2

HS 330

TIMBER-ALUMINIUM LIFT & SLIDE DOOR



ENERGY-EFFICIENT FRAMELESS

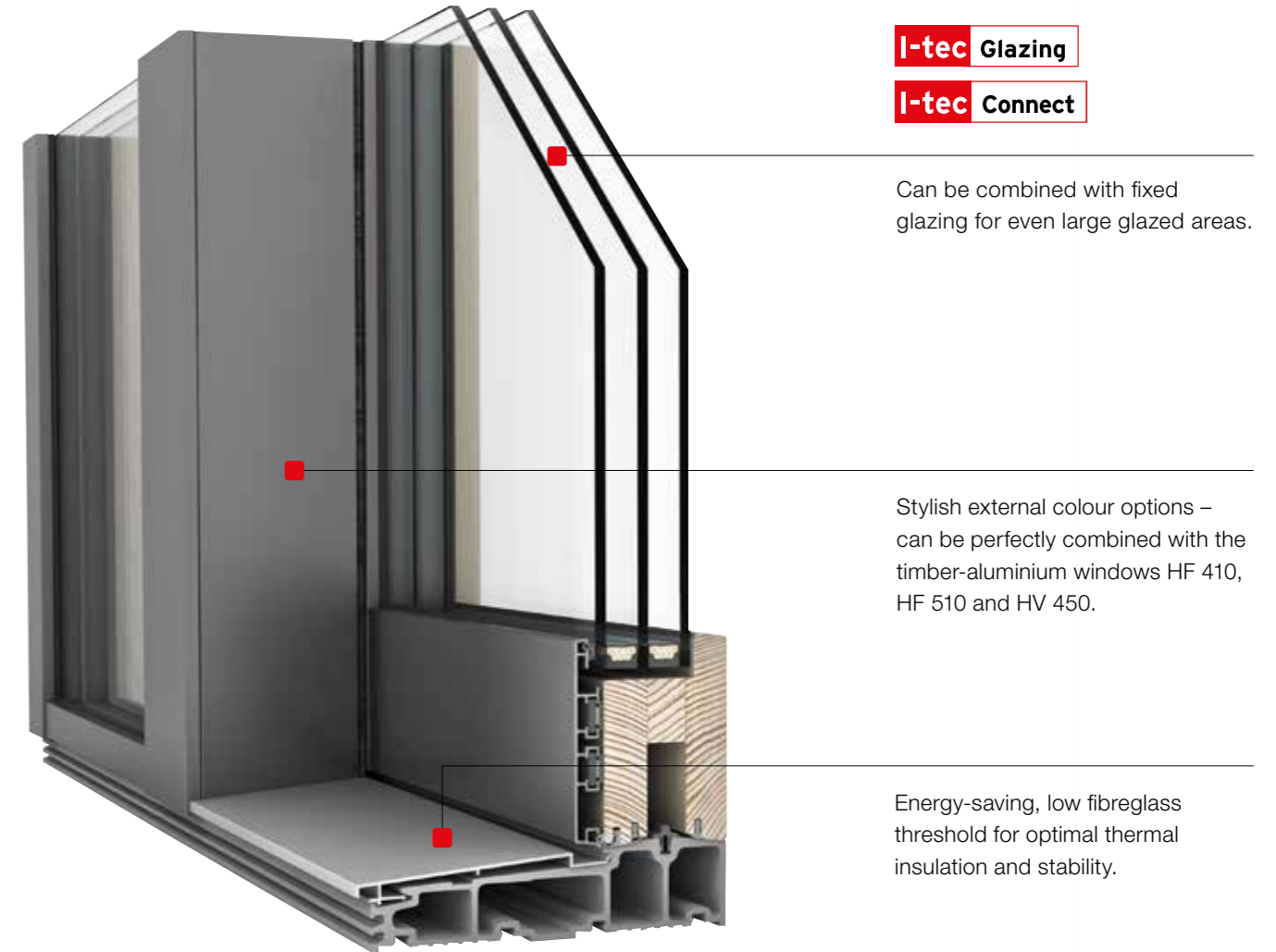
Fibreglass threshold for optimum thermal insulation

FRAMELESS

Frameless glazing achieved with fully rendered fixed elements

COMFORTABLE

Easy to lift and slide up to 400kg sash weight



I-tec Glazing

I-tec Connect

Can be combined with fixed glazing for even large glazed areas.

Stylish external colour options – can be perfectly combined with the timber-aluminium windows HF 410, HF 510 and HV 450.

Energy-saving, low fibreglass threshold for optimal thermal insulation and stability.



Comfort Drive allows your lift & slide door to be opened via electric operation. Can be integrated into Smart Home system.

- Thermal insulation** up to $U_w = 0.73 \text{ W}/(\text{m}^2\text{K})$
- Noise reduction** up to 40 dB
- Security** up to RC1N, RC2



HX 300

PANORAMA



OPEN

Glass joint virtually invisible

BRIGHT

Large glazing up to 10.5m²

FRAMELESS

Frame almost entirely disappears into the facade.



Thermal insulation up to $U_w = 0.74 \text{ W/(m}^2\text{K)}$





Noise reduction up to 47 dB



Create visual features with Integrated windows

Triple safety glass for optimal thermal insulation

Strong, glued multi-layered frame construction





TIPS

USEFUL ADVICE
FROM INTERNORM



Safety and energy efficient construction are important considerations when starting a new build or renovation project. This does not have to impact on the overall architecture. Having the option of combining different window materials and incorporating large glazing and lift & slide doors, are important factors in the decision making process.

The vast choice of windows on the market can often be overwhelming and confusing. We therefore recommend to rely on a professional, like an approved Internorm 1st window partner, to guide you through the best options for your project. He will provide you with competent advice and qualified installation.

You will also receive advice on:

- How to combine materials
- How to achieve maximum security with windows
- Energy efficient renovations
- Professional window installation



PERFECT COMBINATIONS

TRUE TO STYLE. INDEPENDENT OF MATERIALS. MATCHING.

Individual architecture increases the demand on window design, energy efficiency and comfort. With Internorm, functionality and design are not a contradiction. It is possible to perfectly mix and match uPVC-aluminium and timber-aluminium in one project.

Same design on the outside – choose between uPVC and timber on the inside

If you prefer a uPVC-aluminium window in the bathroom due to high humidity, but prefer the feel and look of a timber-aluminium window in the living room – no problem. The design style and exterior finish of your windows will look and remain the same. The difference is on the inside where you can choose between classic uPVC or natural timber.

Consistent architectural style throughout

No matter what design style you choose for your home - avant-garde, contemporary, traditional or timeless – Internorm offers you the perfect solution for combining materials and products to suit your particular need.

Combine with lift & slide doors

To ensure that you don't miss out on large scale glazing and more light in your home, you can even choose your lift & slide doors in uPVC-aluminium and timber-aluminium to match your windows to achieve a uniform look.

OUTSIDE – THE SAME



Aluminium

The aluminium cladding on the outside matches the design style of your house.

INSIDE – YOUR CHOICE



uPVC

uPVC is longlasting, maintenance free and perfect for rooms with high humidity, e.g. bathrooms.



Timber

Timber has a natural, warm feel and is ideal for living spaces and bedrooms.



FEEL SAFE AND SECURE

RELIABLE. EFFECTIVE. PATENTED.

To feel safe and secure in your own home, burglary protection as well as maximum security for children are fundamental requirements. Quality windows largely contribute to this feeling of safety and with the proven technologies from Internorm, you can protect your family and make it difficult for intruders to enter your home.



Security locking elements

All Internorm window systems are equipped with standard security hardware. Solid, yet discreet silver designer locking elements, together with octagonal mushroom cams in the frame, provide secure locking (except KF 510 and KF 520).



I-tec Secure (KF 510 and KF 520)

Internorm's revolutionary locking technology guarantees maximum protection. When locking the window, flaps open and press into the frame on all sides, making it virtually impossible to lever the window.



Security handle

The new Secustik® window handle contain a jamming-device which provides integrated security. This makes it more difficult to move the window fitting unlawfully from outside. (standard on KF 510 and KF 520 uPVC and uPVC-aluminium windows).



Lockable handles

Lockable handles offer optimal security for use by children as well as burglary protection. The window is locked with a key and cannot be opened from the inside or outside.



Concealed hardware

Concealed hardware prevents windows from being levered out of their hinges, with the added benefit of making windows look neat and easy to clean.



I-tec Glazing

Thanks to Internorm's patented glazing technology, the glass pane cannot be pushed out. The glass is glued into the frame all the way round, making it more secure and stable. Most Internorm window systems include this I-tec innovation as standard.



Electronic opening detector

Discreet and reliable, these hard wired or wireless locking sensors report whether windows or French doors are open, tilted or locked.











Laminated glass

Unlike standard glass, laminated glass does not shatter when broken. A tough interlayer bonded between two glass panes ensures that the glass stays in the frame and does not cause injury.



**INTERNORM
HANDLE COLOURS**

-  F1 Aluminium natural
-  F9 aluminium steel
-  RAL910 white
-  F9714m black matt
-  Brass polished
-  Chrome satin finish
-  Chrome/stainless steel matt
-  Brass matt/aluminium steel














WINDOW HANDLES

OUR ENTIRE RANGE AT A GLANCE

The Internorm window handles fit comfortably into your hand and are available as round, square or flat option. We recommend matching the window handles to your existing interior doors and furniture.

		
Lift & slide door handle G80 III. in black matt Item no. 36133	Lift & slide door handle Dallas III. in aluminium natural Item no. 36424	Lift & slide door handle Softline III. in aluminium natural Item no. 32447
available in the colours 	available in the colours 	available in the colours 

NOTE: Not all handle options are available for each window system. Your Internorm distribution partner will be happy to advise you on the possible combinations.

				
Handle G80 flat cylinder key hole cover plate III. in aluminium natural Item no. 36435	Handle G80 III. in aluminium natural Item no. 36404 (item no. 36505 for KF310/KF320/KV350)	Handle G80 lockable III. in aluminium natural Item no. 36400	Handle G80 with push button III. in aluminium steel Item no. 36394	Secustik® handle G80 III. in aluminium natural Item no. 36428
available in the colours 	available in the colours 	available in the colours 	available in the colours 	available in the colours 
				
Secustik® handle Austin flat cylinder key hole cover plate III. in black matt Item no. 36170	SecuForte® III. in black matt Item no. 36132	Secustik® handle Dallas III. in aluminium natural Item no. 36426	Standard handle III. in aluminium natural Item no. 33899 (item no. 36504 for KF310/KV350)	Handle with push button III. in aluminium natural Item no. 33885
available in the colours 	available in the colours 	available in the colours 	available in the colours 	available in the colours 
				
Designer handle Bruxelles III. with chrome satin finish Item no. 34592	Handle Amsterdam III. in aluminium natural Item no. 36416	Designer handle Athanai III. in brass matt/aluminium steel Item no. 34594	Handle lockable III. in brass Item no. 33886	Designer handle Atlanta III. in brass Item no. 34750
available in the colours 	available in the colours 	available in the colours 	available in the colours 	available in the colours 

DOOR HANDLES

RECESSED HANDLES

Both attached and flush possible. Only attached version possible with the AT500 and AT520.



SG16
Recessed handle, 430x100
Stainless steel
AT500, AT520, AT530, AT540, HT400, HT410



SG13
Recessed handle, 220x125
Stainless steel
AT500, AT520, AT530, AT540, HT400, HT410



SG17
Recessed handle,
110x500
Stainless steel, black
AT500, AT520, AT530,
AT540, HT400, HT410

LED lighting optional
with AT530 and AT540
(ill. p. 98)

SG18
Recessed handle,
110x1400
Stainless steel
AT500, AT520, AT530,
AT540, HT400, HT410

LED lighting optional-
with AT530 and AT540
(ill. p. 98)

GSIV
Integrated recessed handle

GSI40
406x59

GSI01
1000x59

GSI02
1200x59

GSI03
1400x59

GSIV
Length variable

in the corresponding colour of
the door sash, black
AT500, AT520, AT530,
AT540, HT400, HT410

LED lighting optional



BAR HANDLES

HGS01
Handle bar half-
round
40x1000
2 supports

HGS02
40x1200
2 supports

HGS03
40x1400
2 supports

HGS04
40x1600
2 supports

Stainless steel,
black
AT500, AT520,
AT530, AT540,
HT400, HT410

KGS01A
for ekey-dLine
Square handle bar
40x1000
2 supports

KGS05A
for ekey-dLine
Square handle bar
40x1800
3 supports

Stainless steel
AT530, AT540,
HT400, HT410

KGS01
Square handle bar
40x1000
2 supports

KGS02
40x1200
2 supports

KGS03
40x1400
2 supports

KGS04
40x1600
3 supports

KGS05
40x1800
3 supports

KGS06
40x2000
3 supports

Stainless steel,
black
AT500, AT510,
AT520, AT530,
AT540, HT400,
HT410

KGS01L
(without ill.)
40x1000
2 supports with
integrated LED
lighting

KGS03L
(without ill.)
40x1400
2 supports with
integrated LED
lighting

Stainless steel
AT530, AT540,
HT400, HT410

EGS01
Round handle bar
Ø 35
Height variable

Stainless steel
AT500, AT510,
AT520, AT530,
AT540, HT400,
HT410

GKV01
Square handle bars
with straight ends
30x1000

GKV02
30x1200

GKV03
30x1400

GKV04
30x1600

Stainless steel,
black
AT500, AT520,
AT530, AT540,
HT400, HT410

GOK60
Handle bar
Height 600
2 supports

Stainless
steel
AT500,
AT520,
AT530,
AT540,
HT400,
HT410

LEVER



PD12
Aluminium brushed
AT510, AT520, AT530, AT540



GD20
Stainless steel
AT500, AT510, AT520, AT530,
AT540, HT400, HT410



GD10
Stainless steel
AT500, AT510, AT520, AT530,
AT540, HT400, HT410



SD10
Stainless steel, black
AT510, AT520, AT530, AT540,
HT400, HT410

PUSH AND BRACKET HANDLES



HS10
Push handle
93x400
Stainless steel
AT500, AT510, AT520,
AT530, AT540, HT400,
HT410



HS50
Push handle
109x500
Stainless steel
AT500, AT510, AT520,
AT530, AT540, HT400,
HT410


A stylish selection of handles is available for all door series.

Please note that not all handles are available on all doors.
The pictured handles are not in proportion and this page only
shows a selection of handles available.
Dimensions are in mm, width x height.

COLOURS

INTERNAL WINDOW OPTIONS

UPVC



DECOR FOILS	KF 510	KF 520	KF 310	KV 350	KF 410 studio	KF 410 home p.	KF 410 home s.	KF 410 ambiente	KV 440 home p.	KV 440 home s.	KV 440 ambiente	KS 430
Golden Oak			X	X			X	X		X	X	X
Brilliant White			X	X	X	X	X	X	X	X	X	X
Cream White			X	X			X	X		X	X	X
Dark Grey	X	X	X	X	X	X			X			X

Timber


standard colour SPRUCE , varnished	HF 410/510	HV 450	HF 310	HS 330
FI500	X	X	X	X
FI501	X	X	X	X
FI502	X	X	X	X
FI503	X	X	X	X
FI505	X	X	X	X
FI506			X	X
FI507			X	X

standard colour SPRUCE , varnished	HF 410/510	HV 450	HF 310	HS 330
FI508			X	X
FI509			X	X
FI510	X	X	X	X
standard colour SPRUCE , opaque	HF 410/510	HV 450	HF 310	HS 330
FI916	X	X	X	X
Standard colour LARCH , varnished	HF 410/510	HV 450	HF 310	HS 330
LA600	X	X		X
LA604 oiled	X	X		X

OAK	HF 410/510	HV 450	HF 310	HS 330
EI700	X	X		X
EI701	X	X		X
EI706 oiled	X	X		X
EI707 oiled	X	X		X
ASH	HF 410/510	HV 450	HF 310	HS 330
ES800	X	X		X
WALNUT	HF 410/510	HV 450	HF 310	HS 330
NU400	X	X		X

EXTERNAL WINDOW OPTIONS

UPVC



Please note that not every colour is available for every window.

Due to printing and manufacturing technology colour deviations between illustrations and original products may occur.

Your Internorm partner will be happy to show you original colour samples.

Aluminium cladding

STANDARD COLOURS*



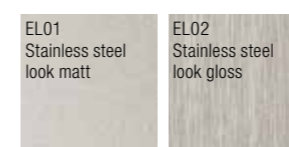
hirest-COLOURS***



HDS COLOURS**



STAINLESS STEEL COLOURS



* **Highly weather-resistant**, except M916 (facade quality).
 ** Intensive colour, variation possible.
 *** For surface options **HM** (highly weather-resistant standard colour), **HF** (highly weather-resistant fine structure), **HFM** (highly weather-resistant fine structure metallic), a special highly weather-resistant powder coating is used.



EXTERNAL VIEW OF DOORS

SD COLOURS (ONLY FOR DOORS)





ECLAZ® THE PREMIUM GLASS COATING

NOW IN EVERY INTERNORM WINDOW

Unlike artificial light, sunlight does not just create a brighter environment, the colour spectrum also has positive and uplifting biological and psychological effects that can impact the health and wellbeing of humans.

It is therefore important to consider window placement and making the most of the natural light when planning your windows for your home. Slim frames and large glass areas are commonplace in modern architecture, which allows even the darkest corners in a room to appear brighter.

Improve natural daylight transmission with ECLAZ® premium glass coating

To allow even more natural light to flood your home, Internorm offers the premium ECLAZ® glass coating as standard across its whole product range. ECLAZ® lets up to 10% more daylight to penetrate through the glass.

THE COMPARISON BRINGS CERTAINTY



Standard thermal insulating triple glazing

Windows with standard thermal insulating glass keep the rooms warm but reduce light transmission by 25%.

ECLAZ® thermal insulating glazing from Internorm

Windows with ECLAZ® provide the same insulating properties as other triple glazing but allow noticeably more daylight to enter the interior.

COMPARED TO CONVENTIONAL GLASS, ECLAZ® OFFERS:



More light & transparency

- The special coating allows more daylight to enter the interior, therefore making it brighter and friendlier.
- Enjoy a clearer view of the outside. The external reflection or mirror effect is also low and the glass is colour-neutral from the outside.



Improved health & productivity

- ECLAZ® helps to regulate your inner balance. Blue light from the sun helps to regulate your natural sleep and wake cycle, elevate moods and increase the feeling of well being.
- It also helps to boost alertness, improve productivity and learning.



Increased happiness & well-being

- Daylight has a balanced light spectrum and regulates the serotonin balance, which is responsible for well-being and life energy. Halogen bulbs, fluorescent tubes and LEDs lack these important light frequencies. ECLAZ® floods the house with daylight.
- 77% more light transmission of triple glazing with ECLAZ® helps to boost health and well-being, especially in the darker autumn and winter months.



Better energy efficiency & higher cost savings

- Less heat loss: ECLAZ® provides excellent thermal insulation, therefore reducing heating costs.
- Greater energy savings: 60% improvement in solar gain with triple glazing resulting in lower heating costs and higher energy efficiency.



Get more as standard

- ECLAZ® is fitted as standard in every Internorm window.
- No additional costs. You enjoy the benefits of this premium glass coating without having to pay more.



SUN AND INSECT PROTECTION

COMBINABLE. INTEGRATED. MANY VARIATIONS.

Sun and insect protection can be combined with the window systems to provide added functionality and to enhance the facade of your house. They can also be integrated into your Smart Home system and conveniently controlled from your smartphone or tablet.

Integrated blinds: Sun and privacy protection integrated between glass panes. Choose from Roman, Venetian or black-out Duette blinds, also available with solar powered I-tec shading.

Internal blinds: Mounted on the window sash, it can be colour matched to the internal window frame.

Raffstores: Optimum control of light and solar gain with adjustable slats. Optional RETROLux louvres. Can be combined with fly screen. Ideal for lift & slide doors.

Internal Venetian blinds: Optimum control and guidance of light and warmth through adjustable slats. Can be combined with insect protection.

External roller/mini-roller shutters: Delivered separately or fitted to window. Can be combined with fly screen.

Fly screens: Available with friction-fit, turn or sliding frames, or pull-down roller mechanism. Can be combined with sun protection options.

Pleated fly screen: Space-saving and perfect retrofit solution, suitable for lift & slide doors.

Window shutters: Made from aluminium, available in many designs. Can be combined with fly screen.



Raffstores



External roller shutter



Mini exposed roller shutter



Integrated blind



Internal blind



Pull-down fly screen



Turn or fixed frame



Sliding frame



Pleated fly screen



OPTIMA window shutter



JULIET BALCONY

EVEN SMALLER ROOMS FEEL MORE SPACIOUS

Balconies and terraces are no longer as popular as they once were and often not an option in city centres for structural reasons. However, large glass areas are integral to modern architecture.

Juliet balconies are the perfect solution for letting more light into a room, providing uninterrupted views, and creating beautiful design features. Made with laminated safety glass and stainless steel trim, Internorm's Juliet balconies are uniquely integrated into the door frame and factory fitted.

Please ensure that minimum heights comply with Building Regulations to prevent falling.

Juliet balcony options



Option with laminated safety glass balustrade, including stainless steel trim



Option with round stainless steel rail



Option with square stainless steel rail

SIDE ENTRANCE DOORS

Side entrance doors serve to close off unused, unheated rooms (e.g. garage, basement storage rooms etc.). Current statistics show that intruders predominantly gain access to a house via side entrances. It is therefore all the more important to consider relevant security features – Internorm offers different security systems upon request.

Side entrance doors are available in timber-aluminium, aluminium and uPVC and offer a wide range of individual design options.



Architect: Spee architecten / Photographer: Ossip van Duivenbo

TIMBER-ALUMINIUM



HF 410



HF 410



HF 310



HF 310

ALUMINIUM



AT 500 panel model
Colour: HM704, handle: HS 10
Order no.: X0008



AT 500 Glass model
Colour: Frame M916, handle: HS10
Glass: Satinato white
Order no.: X0009



AT 500 Glass panel model
Colour: HM716, handle: HS10
Glass: Satinato white
Order no.: X0010



AT 500 Glass panel model
Colour: HM735, handle: HS10
Glass: Satinato white
Order no.: X0011

UPVC



KF 410



KF 320



KF 310



KF 310

WARRANTIES

OUR WARRANTIES ENSURE THAT YOU CAN ENJOY YOUR INTERNORM PRODUCTS FOR MANY YEARS TO COME.

As the leading European, internationally active, window brand with 91 years of experience, Internorm is focused on developing innovative, exceptionally high quality and reliable window and door solutions. That's our guarantee.

Warranty

10
YEARS

- On weather resistance against unnatural change of colour and cracks in surfaces of:
 - white UPVC window and door profiles, except for mitre cracks.
 - inside foil covered UPVC window and door profiles, except for mitre cracks.
 - anodised (a form of metal coating) or powder coated aluminium window and door profiles.
- Against condensation between the sealed panes of insulating glass.
- On the glue connection of glued Georgian/feature bars.
- On the function of the material compound timber, thermal foam and aluminium profiles in timber aluminium composite products when adhering to the Internorm fitting and maintenance guidelines.
- On the function of the glued connection and sealing of the insulating glass panes with window profiles in timber aluminium composite products when adhering to the Internorm fitting and maintenance guidelines.
- Where goods are supplied with marine grade aluminium finish.

Warranty

5
YEARS

- For PVD coated entrance door handles against corrosion, if no mechanical damage is apparent.
- On weather resistance against unnatural colour changes or cracks in door filling surfaces.

Warranty

3
YEARS

- On weather resistance against unnatural change of colour and cracks in surfaces of anodised or powder coated aluminium roller shutters, blinds and window shutter profiles.
- On the function of window and door hardware when the Internorm fitting and maintenance guidelines have been followed.
- On weather resistance against unnatural change of colour and cracks in surfaces of UPVC roller shutter profiles.

WARRANTIES/EXTRACT:

The full version of our warranty information, warranty requirements and how to make a warranty claim, can be found in the Internorm Maintenance, Care and Warranties Manual. This Manual is delivered together with your Internorm products. It is additionally available as a PDF from the Download section of our website, and available from every Internorm 1st window partner.

NATIONAL AND INTERNATIONAL CERTIFICATIONS CONFIRM THE HIGH QUALITY OF OUR PRODUCTS.

Our know-how gives you the security that you receive best service for your money. The most modern production facilities and strictest quality controls ensure quality which is setting standards all over Europe. Awards of independent test institutes from all over Europe are confirming this



Austrian State Emblem



Austrian Quality Label



TUV



Institute for Window Technology
Rosenheim



RAL Quality Seals



Technical University Graz



QUALITÄTS FENSTER
MADE IN AUSTRIA



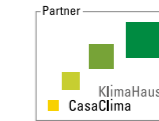
Minergie® Certificate



Austrian Society for
Environment Simulation



Certificate for products from
sustainable forestry



KlimaHaus Certificate



Climate Association
Town Traun



Energy Globe
(Project Schiesthaus)



VinylPlus Certificate



EnergieGenie 2016
(HF 410)



EnergieGenie 2020
(KF 520)



IMPRINT

Publisher: Internorm International GmbH, Ganglgutstraße 131, A-4050 Traun

Photos: Studio Hoflehner, A-4600 Wels | studio46, A-4863 Seewalchen am Attersee | Isa Stein, Studio für Kunst und Architektur, A-4020 Linz | Bernhard Hörtnagl, A-6020 Innsbruck | Internorm International GmbH, A-4050 Traun

Design and Litho: Internorm International GmbH, A-4050 Traun

Print: Johann Sandler GesmbH & Co KG, 3671 Marbach

Subject to technical changes, layout and printing errors.

Internorm International GmbH is an ARA licence partner: Our licence number is 4477.

Internorm®

Austria

Internorm Fenster GmbH

A-1230 Wien · Vorarlberger Allee 27

Tel.: +43 (1) 605 72-0

Email: wien@internorm.com

A-4061 Pasching · Kremstal Straße 5

Tel.: +43 (7229) 770-2440

Email: linz@internorm.com

A-6020 Innsbruck · Bleichenweg 14

Tel.: +43 (512) 36 10 48-0

Email: innsbruck@internorm.com

A-8502 Lannach · Industriestr. 2

Tel.: +43 (3136) 825 00-0

Email: lannach@internorm.com

Germany

Internorm-Fenster GmbH

Headquarters Germany

D-93059 Regensburg · Nußbergerstr. 6b

Tel.: +49 (941) 464 04-0

Email: regensburg@internorm.com

Switzerland

Internorm AG

CH-5502 Hunzenschwil · Römerstrasse 25

Salle d'Exposition Suisse Romande

CH-1030 Bussigny · Rue de l'Industrie 58

Internorm window hotline 0848 00 33 33

info-swiss@internorm.com

France

Internorm Fenêtre SAS

BP 20073 · 10 rue Alcide de Gasperi

ZAC Espale

F-68392 SAUSHEIM CEDEX

Tel.: +33 (3) 89 31 68 10

Email: sausheim@internorm.com

Italy

Internorm Italia S.r.l.

I-38121 Trento (TN) · Via Bolzano, 34

Tel.: +39 (0461) 95 75 11

Email: italia@internorm.com

Slovenia

Internorm okna d.o.o.

SLO-1000 Ljubljana · Koseška cesta 8

Tel.: +386 (1) 581 92 55

Email: internorm.okna@siol.net

Czech Republic

Internorm-okno s.r.o.

CZ-190 00 Praha 9 · Ocelářská 7 · Vysočany

Tel.: +420 235 09 04 41-43

Email: internorm@internorm.cz

Slovakia

Internorm s.r.o.

SK-821 04 Bratislava · Galváního 15/B

Tel: +421 (2) 436 327 82

Email: office@internorm-okna.sk

Hungary

Internorm Ablak Kft.

H-2051 Biatorbágy · Sasbérc út 1

Tópark Ingatlankomplexum

Tel.: +36 (23) 786 505

Email: internorm@internorm.hu

UK & Ireland

Internorm Windows UK Ltd

Unit D · Colindale Business Park

2-10 Carlisle Road · London, NW9 0HN

Tel.: +44 (0) 208 205 9991

Email: office@internorm.co.uk